


Nominal Diameter

12,4 = 120 mm²

Rectus Series

1900**Technical Description**

Robust, corrosion resistant coupling system in brass with high flow values for use with liquids in the pressure range up to 50 bar.

Two-hand operation, i.e. both hands are required when connect/disconnect. The main seal of the coupling has a special disc shape, which extends the durability of the coupling. To guarantee greater flexibility, we also offer plugs with no valve.

Working Temperature*

-20°C up to +100°C (NBR) depending on the medium.

* For temperatures below -20°C and over +100°C and depending on the medium, other seal variants (FKM, EPDM, FFKM) are available.

**Working Pressure****

50 bar

** maximum static working pressure with safety factor 4 to 1.

50 bar

Material

Coupling: Brass nickel plated and chrome plated

Plug: Brass nickel plated and chrome plated

Seals: NBR

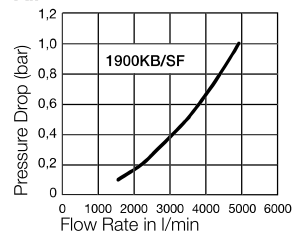
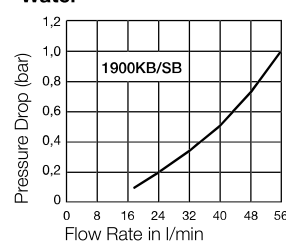
Coupling: Brass nickel plated and chrome plated

Plug: Brass nickel plated and chrome plated

Seals: NBR

Interchangeability

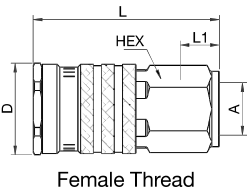
- Tema Design

Flow diagrams**Air****Water**



Couplings – with valve

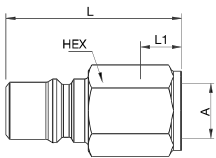
Series 1900KB

| | Connection A | HEX mm | HEX1 mm | L mm | L1 mm | L2 mm | D mm | B mm | G mm | Version | Part Number |
|--|-----------------|-----------|------------|---------|----------|----------|---------|---------|---------|---------|---------------|
|  <p>Female Thread</p> | G 1/2 | 27 | | 67 | 12 | | 33 | | | | 1900KBIW21MPN |
| | G 3/4 | 30 | | 68 | 12 | | 33 | | | | 1900KBIW26MPN |
| | | | | | | | | | | | |



Plugs – without valve

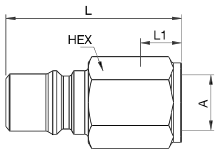
Series 1900SF

| | Connection A | HEX mm | HEX1 mm | L mm | L1 mm | L2 mm | D mm | B mm | G mm | Version | Part Number |
|--|-----------------|-----------|------------|---------|----------|----------|---------|---------|---------|---------|---------------|
|  <p>Female Thread</p> | G 1/2 | 27 | | 60 | 12 | | | | | | 1900SFIW21MXC |
| | G 3/4 | 30 | | 62 | 12 | | | | | | 1900SFIW26MXC |
| | | | | | | | | | | | |






Plugs – with valve

Series 1900SB

| | Connection A | HEX mm | HEX1 mm | L mm | L1 mm | L2 mm | D mm | B mm | G mm | Version | Part Number |
|--|-----------------|-----------|------------|---------|----------|----------|---------|---------|---------|---------|---------------|
|  <p>Female Thread</p> | G 1/2 | 27 | | 60 | 12 | | | | | | 1900SBIW21MPC |
| | G 3/4 | 30 | | 62 | 12 | | | | | | 1900SBIW26MPC |
| | | | | | | | | | | | |

Cross-Reference-List

| Connection | Thread | Rectus Part Number old | Tema Part Number old | Part Number new | Page |
|---|--------|---------------------------|-------------------------|----------------------|------|
|  Couplings – with valve | | | | | |
| Female Thread | G 1/2 | | 1900 NB | 1900KBIW21MPN | 161 |
| | G 3/4 | | 1900 NC | 1900KBIW26MPN | 161 |
|  Plugs – without valve | | | | | |
| Female Thread | G 1/2 | | 19420 M | 1900SFIW21MXC | 161 |
| | G 3/4 | | 19430 M | 1900SFIW26MXC | 161 |
|  Plugs – with valve | | | | | |
| Female Thread | G 1/2 | | 19420 MN | 1900SBIW21MPC | 161 |
| | G 3/4 | | 19430 MN | 1900SBIW26MPC | 161 |